

### Medium Elementary School- Prevailing Wage

Quantity/Bid - Totals Only

| Class | Mat. ID     | Material Description      | Amount | Units | Quantity      | Lay-Rate |           | Labor    |           | Material    |           | Man Days |
|-------|-------------|---------------------------|--------|-------|---------------|----------|-----------|----------|-----------|-------------|-----------|----------|
|       |             |                           |        |       |               | Waste    | Units/Day | Per Unit | Ext. Cost | Per Unit    | Ext. Cost |          |
| 0GC   | BRICKSETU   | Brick Setup Charge        | 1      | Ea    | 1 Each        | 0        |           | \$0.00   | \$0       | \$750.00    | \$750     | 0.0      |
| 0GC   | BULLNOSE    | Add For Bullnose          | 1      | Ea    | 1 Each        | 0        |           | \$0.00   | \$0       | \$1,000.00  | \$1,000   | 0.0      |
| 0GC   | CSSUPPLIE   | Precast Supplier          | 1      | Ea    | 1 Each        | 0        |           | \$0.00   | \$0       | \$45,000.00 | \$45,000  | 0.0      |
| 0GC   | DUMPSTERS   | Dumpster Masonry Disposal | 25     | Ea    | 25 Each       | 0        |           | \$0.00   | \$0       | \$600.00    | \$15,000  | 0.0      |
| 0GC   | ENGINEERI   | Engineering Precast/Grani | 1      | Ea    | 1 Each        | 0        |           | \$0.00   | \$0       | \$4,000.00  | \$4,000   | 0.0      |
| T     | AIR CMU-AIR | Air Deduction For CMU     | 99     | SF    | 99 SqFt       | 0        |           | \$0.00   | \$0       | \$0.00      | \$0       | 0.0      |
| T     | AIR MOD-AIR | Air Deduction For Modula  | 25     | SF    | 25 SqFt       | 0        |           | \$0.00   | \$0       | \$0.00      | \$0       | 0.0      |
| ANC   | BREAKAWAY   | Fero Breakaway Anchors    | 109    | Ea    | 109 Each      | 50       |           | \$15.84  | \$1,719   | \$4.00      | \$434     | 2.2      |
| ANC   | INSULCLIP   | Insulation Washer         | 22,231 | Ea    | 22,231 Each   | 0        |           | \$0.00   | \$0       | \$0.42      | \$9,337   | 0.0      |
| ANC   | LENTEN4     | Lenten Coupler Weld #4    | 10     | Ea    | 10 Each       | 40       |           | \$19.79  | \$198     | \$16.40     | \$164     | 0.3      |
| ANC   | LENTEN5     | Lenten Coupler Weld #5    | 456    | Ea    | 456 Each      | 40       |           | \$19.79  | \$9,026   | \$17.94     | \$8,181   | 11.4     |
| ANC   | LENTEN7     | Lenten Coupler Weld #7    | 191    | Ea    | 191 Each      | 40       |           | \$19.79  | \$3,781   | \$27.29     | \$5,212   | 4.8      |
| ANC   | LENTEN8     | Lenten Coupler Weld #8    | 101    | Ea    | 101 Each      | 40       |           | \$19.79  | \$1,999   | \$36.66     | \$3,703   | 2.5      |
| ANC   | POS12.5V4   | HB-213 Stainless Steel    | 22,231 | Ea    | 22,231 Each   | 300      |           | \$1.99   | \$44,218  | \$1.95      | \$43,350  | 74.1     |
| ANC   | REBARPO12   | Rebar Positioner 12" CMU  | 903    | Ea    | 903 Each      | 0        |           | \$0.00   | \$0       | \$0.50      | \$452     | 0.0      |
| ANC   | REBARPO8    | Rebar Positioner 8" CMU   | 3,710  | Ea    | 3,710 Each    | 0        |           | \$0.00   | \$0       | \$0.48      | \$1,781   | 0.0      |
| ANC   | SSSCREW15   | Stainless Screws 1.5"     | 44,461 | Ea    | 44,461 Each   | 0        |           | \$0.00   | \$0       | \$0.20      | \$8,892   | 0.0      |
| ANC   | STONEANCH   | S.S. Stone Anchors        | 1,423  | Ea    | 1,423 Each    | 0        |           | \$0.00   | \$0       | \$4.00      | \$5,692   | 0.0      |
| BRI   | MS1         | Modular Brick Soldier 1   | 211    | SF    | 1,481 Pieces  | 4.00%    | 300       | \$5.03   | \$7,167   | \$0.92      | \$1,363   | 4.7      |
| BRI   | MSC1        | Modular Brick Soldier Co1 | 3      | SF    | 24 Pieces     | 4.00%    | 300       | \$5.03   | \$116     | \$5.00      | \$120     | 0.1      |
| BRI   | MSP1        | Modular Soldier Pier 1    | 32     | SF    | 227 Pieces    | 4.00%    | 225       | \$6.71   | \$1,463   | \$0.92      | \$209     | 1.0      |
| BRI   | MSPE1       | Modular Soldier Pier End1 | 2      | SF    | 14 Pieces     | 4.00%    | 225       | \$6.71   | \$87      | \$5.00      | \$68      | 0.1      |
| BRI   | UTIL1       | Utility Brick 1           | 27,699 | SF    | 86,421 Pieces | 4.00%    | 325       | \$4.65   | \$386,027 | \$2.23      | \$192,718 | 255.7    |
| BRI   | UTIL2       | Utility Brick 2           | 437    | SF    | 1,362 Pieces  | 4.00%    | 325       | \$4.65   | \$6,086   | \$2.60      | \$3,542   | 4.0      |
| BRI   | UTILLIP1    | Utility Brick 1 Lip Stre  | 468    | SF    | 1,460 Pieces  | 4.00%    | 300       | \$5.03   | \$7,065   | \$14.10     | \$20,587  | 4.7      |
| BRI   | UTILLIP2    | Utility Brick 2 Lip Stre  | 23     | SF    | 73 Pieces     | 4.00%    | 300       | \$5.03   | \$352     | \$14.10     | \$1,026   | 0.2      |
| BRI   | UTILLIPC1   | Utility Brick Lip Corn. 1 | 41     | SF    | 128 Pieces    | 4.00%    | 300       | \$5.03   | \$619     | \$29.10     | \$3,722   | 0.4      |
| BRI   | UTILP1      | Utility Brick Pier 1      | 5,691  | SF    | 17,757 Pieces | 4.00%    | 275       | \$5.49   | \$93,741  | \$2.23      | \$39,599  | 62.1     |
| BRI   | UTILLSILL1  | Utility Brick Sill 1      | 35     | SF    | 109 Pieces    | 4.00%    | 300       | \$5.03   | \$528     | \$14.80     | \$1,616   | 0.4      |
| CMU   | HW04        | 4" NW CMU                 | 981    | SF    | 1,126 Pieces  | 2.00%    | 125       | \$13.04  | \$14,389  | \$1.29      | \$1,452   | 8.8      |
| CMU   | HW04H       | 4" NW CMU Half            | 7      | SF    | 16 Pieces     | 2.00%    | 125       | \$13.04  | \$209     | \$0.97      | \$16      | 0.1      |
| CMU   | HW04HH      | 4" NW CMU-Halfhigh        | 65     | SF    | 150 Pieces    | 2.00%    | 125       | \$13.04  | \$1,917   | \$1.29      | \$193     | 1.2      |
| CMU   | HW04HP      | 4" NW CMU Half Pier       | 1      | SF    | 2 Piece       | 2.00%    | 100       | \$16.30  | \$33      | \$0.97      | \$2       | 0.0      |
| CMU   | HW04P       | 4" NW CMU Pier            | 325    | SF    | 373 Pieces    | 2.00%    | 100       | \$16.30  | \$5,955   | \$1.29      | \$481     | 3.7      |
| CMU   | HW06        | 6" NW CMU                 | 17     | SF    | 20 Pieces     | 2.00%    | 120       | \$13.58  | \$260     | \$1.77      | \$35      | 0.2      |
| CMU   | HW06HH      | 6" NW CMU-Halfhigh        | 2      | SF    | 5 Pieces      | 2.00%    | 120       | \$13.58  | \$69      | \$1.77      | \$9       | 0.0      |
| CMU   | HW06KO      | 6" NW CMU-K.O.            | 2      | SF    | 2 Pieces      | 2.00%    | 120       | \$13.58  | \$27      | \$2.12      | \$4       | 0.0      |
| CMU   | HW08        | 8" NW CMU                 | 11,261 | SF    | 12,922 Pieces | 2.00%    | 120       | \$13.58  | \$172,056 | \$1.99      | \$25,715  | 105.6    |
| CMU   | HW08BB      | 8" NW CMU-B.B.            | 165    | SF    | 189 Pieces    | 2.00%    | 120       | \$13.58  | \$2,523   | \$2.34      | \$443     | 1.5      |
| CMU   | HW08BBE     | 8" NW CMU-B.B. Elevator   | 10     | SF    | 12 Pieces     | 2.00%    | 100       | \$16.30  | \$189     | \$2.34      | \$28      | 0.1      |
| CMU   | HW08E       | 8" NW CMU Elevator        | 1,104  | SF    | 1,267 Pieces  | 2.00%    | 100       | \$16.30  | \$20,241  | \$1.99      | \$2,521   | 12.4     |
| CMU   | HW08H       | 8" NW CMU Half            | 144    | SF    | 330 Pieces    | 2.00%    | 120       | \$13.58  | \$4,400   | \$1.49      | \$493     | 2.7      |
| CMU   | HW08HE      | 8" NW CMU Half Elevator   | 13     | SF    | 31 Pieces     | 2.00%    | 100       | \$16.30  | \$489     | \$1.49      | \$46      | 0.3      |
| CMU   | HW08HH      | 8" NW CMU-Halfhigh        | 46     | SF    | 105 Pieces    | 2.00%    | 120       | \$13.58  | \$1,402   | \$1.99      | \$209     | 0.9      |
| CMU   | HW08KO      | 8" NW CMU-K.O.            | 4,917  | SF    | 5,643 Pieces  | 2.00%    | 120       | \$13.58  | \$75,133  | \$2.34      | \$13,204  | 46.1     |
| CMU   | HW08KOE     | 8" NW CMU-K.O. Elevator   | 227    | SF    | 261 Pieces    | 2.00%    | 100       | \$16.30  | \$4,164   | \$2.34      | \$610     | 2.6      |
| CMU   | HW12        | 12" NW CMU                | 5,292  | SF    | 6,072 Pieces  | 2.00%    | 120       | \$13.58  | \$80,851  | \$2.99      | \$18,156  | 49.6     |
| CMU   | HW12BB      | 12" NW CMU-B.B.           | 36     | SF    | 41 Pieces     | 2.00%    | 120       | \$13.58  | \$550     | \$3.34      | \$138     | 0.3      |
| CMU   | HW12H       | 12" NW CMU Half           | 257    | SF    | 591 Pieces    | 2.00%    | 120       | \$13.58  | \$7,863   | \$2.24      | \$1,324   | 4.8      |
| CMU   | HW12HH      | 12" NW CMU-Halfhigh       | 102    | SF    | 234 Pieces    | 2.00%    | 120       | \$13.58  | \$3,119   | \$2.99      | \$700     | 1.9      |
| CMU   | HW12KO      | 12" NW CMU-K.O.           | 1,262  | SF    | 1,448 Pieces  | 2.00%    | 120       | \$13.58  | \$19,286  | \$3.34      | \$4,838   | 11.8     |
| COM   | 6COMPRES    | 6" CMU Top Of Wall Filler | 7      | LF    | 7 LinFt       |          | 400       | \$1.49   | \$10      | \$1.50      | \$10      | 0.0      |
| COM   | 8COMPRES    | 8" CMU Top Of Wall Filler | 249    | LF    | 249 LinFt     |          | 400       | \$1.49   | \$371     | \$2.00      | \$498     | 0.6      |
| CON   | NEO3/8"x3   | Neoprene 3/8"x3"          | 676    | LF    | 676 LinFt     |          | 0         | \$0.00   | \$0       | \$0.40      | \$270     | 0.0      |
| CON   | RUBCJ+      | Rubber Control Joint "+"  | 396    | LF    | 396 LinFt     |          | 0         | \$0.00   | \$0       | \$1.30      | \$515     | 0.0      |
| CON   | THERMALBR   | Thermal Break Insul. 4"W  | 700    | LF    | 700 LinFt     |          | 150       | \$3.98   | \$2,783   | \$8.00      | \$5,596   | 4.7      |
| DRI   | SSDR1/2X3   | Stainless Drip Edge       | 4,398  | LF    | 4,398 LinFt   |          | 0         | \$0.00   | \$0       | \$1.50      | \$6,597   | 0.0      |

### Medium Elementary School- Prevailing Wage

Quantity/Bid - Totals Only

| Class          | Mat. ID        | Material Description      | Amount | Units | Quantity | Waste  | Lay-Rate  |            | ----- Labor ----- |           | ----- Material ----- |          | Man Days |
|----------------|----------------|---------------------------|--------|-------|----------|--------|-----------|------------|-------------------|-----------|----------------------|----------|----------|
|                |                |                           |        |       |          |        | Units/Day | Per Unit   | Ext. Cost         | Per Unit  | Ext. Cost            |          |          |
| DRI            | TERMBAR        | Termination Bar           | 4,398  | LF    | 4,398    | LinFt  | 0         | \$0.00     | \$0               | \$1.95    | \$8,576              | 0.0      |          |
| FLA            | YOMF5OZ12      | York Multiflash 12" Wide  | 263    | LF    | 263      | LinFt  | 300       | \$1.99     | \$524             | \$2.80    | \$737                | 0.9      |          |
| FLA            | YOMF5OZ20      | York Multiflash 20" Wide  | 4,135  | LF    | 4,135    | LinFt  | 300       | \$1.99     | \$8,224           | \$4.67    | \$19,295             | 13.8     |          |
| GRC            | 2500PSICY      | 2500 PSI Grout in Cu.Yrds | 190    | CY    | 190      | CbcYds | 10        | \$158.51   | \$30,134          | \$159.03  | \$30,233             | 19.0     |          |
| INR            | BLUE3"         | Dow Scoreboard 3"         | 37,875 | SF    | 37,875   | SqFt   | 1,200     | \$0.50     | \$18,834          | \$2.10    | \$79,538             | 31.6     |          |
| MN             | MN2            | Mortar Trap 2"x10"        | 4,135  | LF    | 4,135    | LinFt  | 0         | \$0.00     | \$0               | \$1.50    | \$6,202              | 0.0      |          |
| MOR            | [B] Mortar For | CMU                       | 2,640  | CF    | 2,640    | CbcFt  | 0         | \$0.00     | \$0               | \$7.72    | \$20,381             | 0.0      |          |
| MOR            | [G] Mortar For | Ground Face w/Waterproof  | 33     | CF    | 33       | CbcFt  | 0         | \$0.00     | \$0               | \$10.69   | \$350                | 0.0      |          |
| MOR            | [H] Mortar For | Brick                     | 4,096  | CF    | 4,096    | CbcFt  | 0         | \$0.00     | \$0               | \$8.99    | \$36,812             | 0.0      |          |
| PRL            | PCSILL104      | Precast Sill 10"x4"       | 321    | LF    | 321      | LinFt  | 30        | \$50.33    | \$16,134          | \$0.00    | \$0                  | 10.7     |          |
| PRL            | PCSILL54       | Precast Sill 5"x4"        | 2,524  | LF    | 2,524    | LinFt  | 45        | \$33.55    | \$84,680          | \$0.00    | \$0                  | 56.1     |          |
| REB            | #4             | #4 Rebar / Give Vert. Ht  | 191    | LF    | 191      | LinFt  | 0         | \$0.00     | \$0               | \$0.75    | \$144                | 0.0      |          |
| REB            | #4BB REBA      | #4 Bond Beam Rebar - 240" | 104    | LF    | 104      | LinFt  | 0         | \$0.00     | \$0               | \$0.75    | \$78                 | 0.0      |          |
| REB            | #5BB REBA      | #5 Bond Beam Rebar - 240" | 13,567 | LF    | 13,567   | LinFt  | 0         | \$0.00     | \$0               | \$1.20    | \$16,281             | 0.0      |          |
| REB            | #7             | #7 Rebar / Give Vert. Ht  | 16,074 | LF    | 16,074   | LinFt  | 0         | \$0.00     | \$0               | \$2.25    | \$36,167             | 0.0      |          |
| REB            | #8             | #8 Rebar / Give Vert. Ht  | 4,522  | LF    | 4,522    | LinFt  | 0         | \$0.00     | \$0               | \$2.85    | \$12,887             | 0.0      |          |
| REN            | AR41224EE      | 4" Arris Estate Ash FE    | 126    | SF    | 130      | SqFt   | 3.00%     | 35         | \$43.14           | \$5,435   | \$8.77               | \$1,138  | 3.6      |
| REN            | AR41224ES      | 4" Arriscraft Estate Ash  | 3,044  | SF    | 3,135    | SqFt   | 3.00%     | 35         | \$43.14           | \$131,304 | \$8.77               | \$27,496 | 87.0     |
| REV            | INFILLED       | Infill Elevator Doors     | 3      | Ea    | 3        | Each   | 2         | \$1,056.72 | \$3,170           | \$150.00  | \$450                | 2.0      |          |
| SCA            | SCAFFOLDE      | Exterior Scaffolding      | 45,557 | SF    | 45,557   | SqFt   | 0         | \$0.00     | \$0               | \$0.00    | \$0                  | 0.0      |          |
| SCA            | SCAFFOLDI      | Interior Scaffolding      | 28,167 | SF    | 28,167   | SqFt   | 0         | \$0.00     | \$0               | \$0.00    | \$0                  | 0.0      |          |
| SPS            | GF041          | 4" Ground Face #1         | 388    | SF    | 445      | Pieces | 2.00%     | 120        | \$12.58           | \$5,486   | \$5.70               | \$2,535  | 3.6      |
| SPS            | GF04H1         | 4" Ground Half #1         | 12     | SF    | 29       | Pieces | 2.00%     | 120        | \$12.58           | \$352     | \$4.28               | \$122    | 0.2      |
| WEE            | WEEPVENT       | Weep Vent Mesh            | 2,291  | Ea    | 2,291    | Each   | 0         | \$0.00     | \$0               | \$0.60    | \$1,375              | 0.0      |          |
| WIR            | HDT9GA04"      | Hot-Dipp./Truss 9ga-- 4"  | 95     | LF    | 95       | LinFt  | 0         | \$0.00     | \$0               | \$0.34    | \$32                 | 0.0      |          |
| WIR            | HDT9GA06"      | Hot-Dipp./Truss 9ga-- 6"  | 7      | LF    | 7        | LinFt  | 0         | \$0.00     | \$0               | \$0.36    | \$2                  | 0.0      |          |
| WIR            | HDT9GA08"      | Hot-Dipp./Truss 9ga-- 8"  | 14,645 | LF    | 14,645   | LinFt  | 0         | \$0.00     | \$0               | \$0.38    | \$5,565              | 0.0      |          |
| WIR            | HDT9GA12"      | Hot-Dipp./Truss 9ga--12"  | 5,602  | LF    | 5,602    | LinFt  | 0         | \$0.00     | \$0               | \$0.42    | \$2,353              | 0.0      |          |
| <b>Totals:</b> |                |                           |        |       |          |        |           |            | \$1,286,757       |           | \$810,370            | 917.0    |          |

## Medium Elementary School- Prevailing Wage

Quantity/Bid - Totals Only

### Crew Section

### Ratio of Production Masons to

| ID              | Description                              | Production<br>Masons | Prod-Mason<br>Days | Crew<br>Days | Cost Per Day<br>Whole Crew | Cost Per Day<br>Per Prod-Mason | Extended<br>Labor Cost | Ratio of Production Masons to |        |     |                  |
|-----------------|--|----------------------|--------------------|--------------|----------------------------|--------------------------------|------------------------|-------------------------------|--------|-----|------------------|
|                 |  |                      |                    |              |                            |                                |                        | Super                         | Layout | Saw | Tender/<br>Other |
| 1               | Brick Crew- 1-NWBF,13B,11L, 1-O & 1 Lull | 13.00                | 494.5              | 38.041       | \$19,627.28                | \$1,509.79                     | \$746,642.61           | 13.00                         |        |     | 1.08             |
| 2               | Block Crew- 1-NWBF,7-B,6-L,1-O And Lull  | 7.00                 | 254.7              | 36.388       | \$11,408.12                | \$1,629.73                     | \$415,123.28           | 7.00                          |        |     | 1.00             |
| 4               | Grout Crew- 1/8-BF,1-B,1-L               | 1.00                 | 19.0               | 19.011       | \$1,585.08                 | \$1,585.08                     | \$30,134.20            | 8.00                          |        |     | 1.00             |
| 5               | Ties, Insulation, Flashing- 1- Laborer   | 1.00                 | 125.6              | 125.627      | \$596.71                   | \$596.71                       | \$74,963.48            |                               |        |     |                  |
| 7               | Restoration Crew- 1/8-BF,1-B,1-L         | 1.00                 | 2.0                | 2.000        | \$1,585.08                 | \$1,585.08                     | \$3,170.16             | 8.00                          |        |     | 1.00             |
| B               | Welding- 1-Welder                        | 1.00                 | 21.1               | 21.122       | \$791.76                   | \$791.76                       | \$16,723.19            |                               |        |     |                  |
| Lay Crew Totals |  |                      |                    | 917.0        | 242.189                    |                                | \$1,286,756.92         |                               |        |     |                  |
| 3               | Washdown Crew- 1-Laborer                 | 1.00                 | 64.0               | 64.035       | \$596.71                   | \$596.71                       | \$38,210.44            |                               |        |     |                  |
| All Crew Totals |  |                      |                    | 981.0        | 306.224                    |                                | \$1,324,967.37         |                               |        |     |                  |

### Totals by Labor ID

| ID              | Estimated |              |              |              |                |             |
|-----------------|-----------|--------------|--------------|--------------|----------------|-------------|
|                 | Hours     | Base         | Fringe       | Burden       | Total          | Cost / Hour |
| Brick Non Forem | 616.45    | \$45,400.09  | \$10,579.46  | \$15,386.09  | \$71,365.64    | \$115.77    |
| Brick Non-Union | 6,162.11  | \$423,016.62 | \$105,754.16 | \$143,360.33 | \$672,131.11   | \$109.07    |
| Forklif Non-Uni | 595.44    | \$37,169.49  | \$9,292.37   | \$12,596.74  | \$59,058.60    | \$99.19     |
| Laborer Non-Uni | 6,779.64  | \$318,263.46 | \$79,565.87  | \$107,859.49 | \$505,688.82   | \$74.59     |
| Welder Prev. Wa | 168.97    | \$10,525.01  | \$2,631.25   | \$3,566.93   | \$16,723.19    | \$98.97     |
|                 | 14,322.61 | \$834,374.68 | \$207,823.11 | \$282,769.58 | \$1,324,967.37 | \$92.51     |

### Totals by Equipment ID

| ID               | Description | Cost        | Days   | Cost / Day |
|------------------|-------------|-------------|--------|------------|
| Grout Pump       | Grout Pump  | \$3,802.23  | 19.011 | \$200.00   |
| Lull 1044        | Lull 1044   | \$11,164.42 | 74.429 | \$150.00   |
| Equipment Totals |             | \$14,966.65 | 93.441 |            |

## Medium Elementary School- Prevailing Wage

Quantity/Bid - Totals Only

|                                      |            | Costs & Taxes  | Overhead              | Profit              | OH + Profit  | Totals            | % of Bid |
|--------------------------------------|------------|----------------|-----------------------|---------------------|--------------|-------------------|----------|
| Material Costs                       |            | \$810,369.77   |                       |                     |              |                   |          |
| Misc. Taxable Costs                  |            | \$0.00         |                       |                     |              |                   |          |
| Taxable Sub-Total                    |            | \$810,369.77   |                       |                     |              |                   |          |
|                                      | Tax 0.000% | \$0.00         | 5.00%                 | 7.00%               |              |                   |          |
| Material + Misc. Taxable Costs + Tax |            | \$810,369.77   | \$40,518.49           | \$59,562.18         | \$100,080.67 | \$910,450.44      | 35.4%    |
| Base                                 | 62.973%    | \$834,374.68   |                       |                     |              |                   |          |
| Fringe                               | 15.685%    | \$207,823.11   |                       |                     |              |                   |          |
| Burden                               | 21.342%    | \$282,769.58   |                       |                     |              |                   |          |
| Crew Labor Cost                      |            | \$1,324,967.37 | \$66,248.37           | \$97,385.10         | \$163,633.47 | \$1,488,600.84    | 57.8%    |
| Subbed Out                           |            |                | 5.00%                 | 7.00%               |              |                   |          |
| Cleaning Cost                        |            | \$0.00         | \$0.00                | \$0.00              | \$0.00       | \$0.00            |          |
| Equipment                            |            | \$14,966.65    | \$748.33              | \$1,100.05          | \$1,848.38   | \$16,815.03       | 0.7%     |
| Mobilization                         |            | \$0.00         |                       |                     |              |                   |          |
| Mockup                               |            | \$4,000.00     |                       |                     |              |                   |          |
| Misc. Accessori                      |            | \$25,000.00    |                       |                     |              |                   |          |
| Move Lull                            |            | \$1,600.00     |                       |                     |              |                   |          |
| Precast                              |            | \$0.00         |                       |                     |              |                   |          |
| Scaffold/Hoisti                      |            | \$110,000.00   | 5.00%                 | 7.00%               |              |                   |          |
| Misc. Sub-Total                      |            | \$140,600.00   | \$7,030.00            | \$10,334.10         | \$17,364.10  | \$157,964.10      | 6.1%     |
|                                      |            |                | 5.00%                 | 7.35%               | 12.35%       |                   |          |
| <b>Grand Totals</b>                  |            | \$2,290,903.79 | \$114,545.19          | \$168,381.43        | \$282,926.62 | \$2,573,830.41    |          |
|                                      |            |                | Without Misc. or OH&P | With Misc. and OH&P |              | Total Square Feet |          |
| <b>Average Cost Per Square Foot</b>  |            |                | \$32.21               | \$38.55             |              | 66,762.21         |          |

## Medium Elementary School- Prevailing Wage

Report Run  
1/22/2021 3:57 PM

Labor in Project

Page 1

| Description               | Rate   | Amount  | OverTime                            |
|---------------------------|--------|---------|-------------------------------------|
| <b>Brick Non Forem</b>    |        |         | Bricklayer Foreman Prevailing Wage  |
| <b>Wages</b>              |        |         |                                     |
| Base                      |        | \$68.65 | <input checked="" type="checkbox"/> |
| Foreman Pay               |        | \$5.00  | <input type="checkbox"/>            |
| <b>Fringe</b>             |        | \$17.16 | <input checked="" type="checkbox"/> |
| <b>Burden</b>             |        |         |                                     |
| Social Security           | 7.65%  | \$5.63  | <input checked="" type="checkbox"/> |
| Workmen's Compensation    | 16.00% | \$11.78 | <input type="checkbox"/>            |
| Federal Unemployment Ins. | 0.80%  | \$0.59  | <input checked="" type="checkbox"/> |
| State Unemployment Ins.   | 7.75%  | \$5.71  | <input checked="" type="checkbox"/> |
| Liability Insurance       | 1.65%  | \$1.22  | <input checked="" type="checkbox"/> |
| Health Insurance          | 0.04%  | \$0.03  | <input type="checkbox"/>            |
| <b>Brick Non-Union</b>    |        |         | Bricklayer Prevailing Wage          |
| <b>Wages</b>              |        |         |                                     |
| Base                      |        | \$68.65 | <input checked="" type="checkbox"/> |
| <b>Fringe</b>             |        | \$17.16 | <input checked="" type="checkbox"/> |
| <b>Burden</b>             |        |         |                                     |
| Social Security           | 7.65%  | \$5.25  | <input checked="" type="checkbox"/> |
| Workmen's Compensation    | 16.00% | \$10.98 | <input type="checkbox"/>            |
| Federal Unemployment Ins. | 0.80%  | \$0.55  | <input checked="" type="checkbox"/> |
| State Unemployment Ins.   | 7.75%  | \$5.32  | <input checked="" type="checkbox"/> |
| Liability Insurance       | 1.65%  | \$1.13  | <input checked="" type="checkbox"/> |
| Health Insurance          | 0.04%  | \$0.03  | <input type="checkbox"/>            |
| <b>Forklif Non-Uni</b>    |        |         | Forklift Driver Prevailing Wage     |
| <b>Wages</b>              |        |         |                                     |
| Base                      |        | \$62.42 | <input checked="" type="checkbox"/> |
| <b>Fringe</b>             |        | \$15.61 | <input type="checkbox"/>            |
| <b>Burden</b>             |        |         |                                     |
| Social Security           | 7.65%  | \$4.78  | <input checked="" type="checkbox"/> |
| Workmen's Compensation    | 16.00% | \$9.99  | <input type="checkbox"/>            |
| Federal Unemployment Ins. | 0.80%  | \$0.50  | <input checked="" type="checkbox"/> |
| State Unemployment Ins.   | 7.75%  | \$4.84  | <input checked="" type="checkbox"/> |
| Liability Insurance       | 1.65%  | \$1.03  | <input checked="" type="checkbox"/> |
| Health Insurance          | 0.04%  | \$0.02  | <input type="checkbox"/>            |
| <b>Laborer Non-Uni</b>    |        |         | Laborer Prevailing Wage             |
| <b>Wages</b>              |        |         |                                     |
| Base                      |        | \$46.94 | <input checked="" type="checkbox"/> |
| <b>Fringe</b>             |        | \$11.74 | <input type="checkbox"/>            |
| <b>Burden</b>             |        |         |                                     |
| Social Security           | 7.65%  | \$3.59  | <input checked="" type="checkbox"/> |
| Workmen's Compensation    | 16.00% | \$7.51  | <input type="checkbox"/>            |
| Federal Unemployment Ins. | 0.80%  | \$0.38  | <input checked="" type="checkbox"/> |
| State Unemployment Ins.   | 7.75%  | \$3.64  | <input checked="" type="checkbox"/> |
| Liability Insurance       | 1.65%  | \$0.77  | <input checked="" type="checkbox"/> |
| Health Insurance          | 0.04%  | \$0.02  | <input type="checkbox"/>            |

## Medium Elementary School- Prevailing Wage

Report Run  
1/22/2021 3:57 PM

Labor in Project

Page 2

| Description            |                           | Rate   | Amount  | OverTime                            |
|------------------------|---------------------------|--------|---------|-------------------------------------|
| <b>Welder Prev. Wa</b> |                           |        |         | Welder Prevailing Wage              |
| <b>Wages</b>           | Base                      |        | \$62.29 | <input checked="" type="checkbox"/> |
| <b>Fringe</b>          | Benefits                  |        | \$15.57 | <input type="checkbox"/>            |
| <b>Burden</b>          | Social Security           | 7.65%  | \$4.77  | <input checked="" type="checkbox"/> |
|                        | Workmen's Compensation    | 16.00% | \$9.97  | <input type="checkbox"/>            |
|                        | Federal Unemployment Ins. | 0.80%  | \$0.50  | <input checked="" type="checkbox"/> |
|                        | State Unemployment Ins.   | 7.75%  | \$4.83  | <input checked="" type="checkbox"/> |
|                        | Liability Insurance       | 1.65%  | \$1.03  | <input checked="" type="checkbox"/> |
|                        | Health Insurance          | 0.04%  | \$0.02  | <input type="checkbox"/>            |

## Medium Elementary School- Prevailing Wage

Report Run  
1/22/2021

3:57 PM

Crews in Project

Page 1

### Crew 1 Brick Crew- 1-NWBF,13B,11L, 1-O & 1 Lull

| ID              | Description                        | Category     | Qty   | - Hours per Day - |      |    | Cost per Day |
|-----------------|------------------------------------|--------------|-------|-------------------|------|----|--------------|
|                 |                                    |              |       | Reg               | x1.5 | x2 |              |
| Brick Non Forem | Bricklayer Foreman Prevailing Wage | Supervisor   | 1.00  | 8.00              |      |    | \$926.15     |
| Brick Non-Union | Bricklayer Prevailing Wage         | Production   | 13.00 | 8.00              |      |    | \$11,343.78  |
| Forklif Non-Uni | Forklift Driver Prevailing Wage    | Tender/Other | 1.00  | 8.00              |      |    | \$793.48     |
| Laborer Non-Uni | Laborer Prevailing Wage            | Tender/Other | 11.00 | 8.00              |      |    | \$6,563.86   |
| Lull 1044       | Lull 1044                          | Equipment    | 1.00  |                   |      |    | \$150.00     |

|                       | Base        | Fringe     | Burden     | Equipment | Total       |
|-----------------------|-------------|------------|------------|-----------|-------------|
| Cost per Crew Day     | \$12,359.04 | \$3,079.76 | \$4,188.48 | \$150.00  | \$19,777.28 |
| Cost per Prod.Man Day | \$950.70    | \$236.90   | \$322.19   | \$11.54   | \$1,521.33  |

| Man Hours per Crew Day | Supervisor | Layout | Sawman | Production | Tender / Other |
|------------------------|------------|--------|--------|------------|----------------|
|                        | 8.00       |        |        | 104.00     | 96.00          |

Production Masons 13.00  Checked if, the number of Production Masons was Overridden

### Crew 2 Block Crew- 1-NWBF,7-B,6-L,1-O And Lull

| ID              | Description                        | Category     | Qty  | - Hours per Day - |      |    | Cost per Day |
|-----------------|------------------------------------|--------------|------|-------------------|------|----|--------------|
|                 |                                    |              |      | Reg               | x1.5 | x2 |              |
| Brick Non Forem | Bricklayer Foreman Prevailing Wage | Supervisor   | 1.00 | 8.00              |      |    | \$926.15     |
| Brick Non-Union | Bricklayer Prevailing Wage         | Production   | 7.00 | 8.00              |      |    | \$6,108.19   |
| Forklif Non-Uni | Forklift Driver Prevailing Wage    | Tender/Other | 1.00 | 8.00              |      |    | \$793.48     |
| Laborer Non-Uni | Laborer Prevailing Wage            | Tender/Other | 6.00 | 8.00              |      |    | \$3,580.29   |
| Lull 1044       | Lull 1044                          | Equipment    | 1.00 |                   |      |    | \$150.00     |

|                       | Base       | Fringe     | Burden     | Equipment | Total       |
|-----------------------|------------|------------|------------|-----------|-------------|
| Cost per Crew Day     | \$7,186.18 | \$1,786.54 | \$2,435.40 | \$150.00  | \$11,558.12 |
| Cost per Prod.Man Day | \$1,026.60 | \$255.22   | \$347.91   | \$21.43   | \$1,651.16  |

| Man Hours per Crew Day | Supervisor | Layout | Sawman | Production | Tender / Other |
|------------------------|------------|--------|--------|------------|----------------|
|                        | 8.00       |        |        | 56.00      | 56.00          |

Production Masons 7.00  Checked if, the number of Production Masons was Overridden

### Crew 3 Washdown Crew- 1-Laborer

| ID              | Description             | Category   | Qty  | - Hours per Day - |      |    | Cost per Day |
|-----------------|-------------------------|------------|------|-------------------|------|----|--------------|
|                 |                         |            |      | Reg               | x1.5 | x2 |              |
| Laborer Non-Uni | Laborer Prevailing Wage | Production | 1.00 | 8.00              |      |    | \$596.71     |

|                       | Base     | Fringe  | Burden   | Equipment | Total    |
|-----------------------|----------|---------|----------|-----------|----------|
| Cost per Crew Day     | \$375.55 | \$93.89 | \$127.27 |           | \$596.71 |
| Cost per Prod.Man Day | \$375.55 | \$93.89 | \$127.27 |           | \$596.71 |

| Man Hours per Crew Day | Supervisor | Layout | Sawman | Production | Tender / Other |
|------------------------|------------|--------|--------|------------|----------------|
|                        |            |        |        | 8.00       |                |

Production Masons 1.00  Checked if, the number of Production Masons was Overridden

## Medium Elementary School- Prevailing Wage

Report Run  
1/22/2021

3:57 PM

Crews in Project

Page 2

### Crew 4 Grout Crew- 1/8-BF,1-B,1-L

| ID              | Description                        | Category     | Qty  | - Hours per Day - |      |    | Cost per Day |
|-----------------|------------------------------------|--------------|------|-------------------|------|----|--------------|
|                 |                                    |              |      | Reg               | x1.5 | x2 |              |
| Brick Non Forem | Bricklayer Foreman Prevailing Wage | Supervisor   | 1.00 | 1.00              |      |    | \$115.77     |
| Brick Non-Union | Bricklayer Prevailing Wage         | Production   | 1.00 | 8.00              |      |    | \$872.60     |
| Laborer Non-Uni | Laborer Prevailing Wage            | Tender/Other | 1.00 | 8.00              |      |    | \$596.71     |
| Grout Pump      | Grout Pump                         | Equipment    | 1.00 |                   |      |    | \$200.00     |

|                       | Base     | Fringe   | Burden   | Equipment | Total      |
|-----------------------|----------|----------|----------|-----------|------------|
| Cost per Crew Day     | \$998.38 | \$248.35 | \$338.35 | \$200.00  | \$1,785.08 |
| Cost per Prod.Man Day | \$998.38 | \$248.35 | \$338.35 | \$200.00  | \$1,785.08 |

| Man Hours per Crew Day | Supervisor | Layout | Sawman | Production | Tender / Other |
|------------------------|------------|--------|--------|------------|----------------|
|                        | 1.00       |        |        | 8.00       | 8.00           |

Production Masons 1.00  Checked if, the number of Production Masons was Overriden

### Crew 5 Ties, Insulation, Flashing- 1- Laborer

| ID              | Description             | Category   | Qty  | - Hours per Day - |      |    | Cost per Day |
|-----------------|-------------------------|------------|------|-------------------|------|----|--------------|
|                 |                         |            |      | Reg               | x1.5 | x2 |              |
| Laborer Non-Uni | Laborer Prevailing Wage | Production | 1.00 | 8.00              |      |    | \$596.71     |

|                       | Base     | Fringe  | Burden   | Equipment | Total    |
|-----------------------|----------|---------|----------|-----------|----------|
| Cost per Crew Day     | \$375.55 | \$93.89 | \$127.27 |           | \$596.71 |
| Cost per Prod.Man Day | \$375.55 | \$93.89 | \$127.27 |           | \$596.71 |

| Man Hours per Crew Day | Supervisor | Layout | Sawman | Production | Tender / Other |
|------------------------|------------|--------|--------|------------|----------------|
|                        |            |        |        | 8.00       |                |

Production Masons 1.00  Checked if, the number of Production Masons was Overriden

### Crew 6 Precast Crew-1/8-BF,2-B,1-L,1-O And Lull

| ID              | Description                        | Category     | Qty  | - Hours per Day - |      |    | Cost per Day |
|-----------------|------------------------------------|--------------|------|-------------------|------|----|--------------|
|                 |                                    |              |      | Reg               | x1.5 | x2 |              |
| Brick Non Forem | Bricklayer Foreman Prevailing Wage | Supervisor   | 1.00 | 1.00              |      |    | \$115.77     |
| Brick Non-Union | Bricklayer Prevailing Wage         | Production   | 2.00 | 8.00              |      |    | \$1,745.20   |
| Forklif Non-Uni | Forklift Driver Prevailing Wage    | Tender/Other | 1.00 | 8.00              |      |    | \$793.48     |
| Laborer Non-Uni | Laborer Prevailing Wage            | Tender/Other | 1.00 | 8.00              |      |    | \$596.71     |
| Lull 1044       | Lull 1044                          | Equipment    | 1.00 |                   |      |    | \$150.00     |

|                       | Base       | Fringe   | Burden   | Equipment | Total      |
|-----------------------|------------|----------|----------|-----------|------------|
| Cost per Crew Day     | \$2,046.96 | \$510.49 | \$693.71 | \$150.00  | \$3,401.16 |
| Cost per Prod.Man Day | \$1,023.48 | \$255.25 | \$346.86 | \$75.00   | \$1,700.58 |

| Man Hours per Crew Day | Supervisor | Layout | Sawman | Production | Tender / Other |
|------------------------|------------|--------|--------|------------|----------------|
|                        | 1.00       |        |        | 16.00      | 16.00          |

Production Masons 2.00  Checked if, the number of Production Masons was Overriden



## Medium Elementary School- Prevailing Wage

Report Run  
1/22/2021

3:57 PM

Crews in Project

Page 3

### Crew 7 Restoration Crew- 1/8-BF,1-B,1-L

| ID              | Description                        | Category     | Qty  | - Hours per Day - |      |    | Cost per Day |
|-----------------|------------------------------------|--------------|------|-------------------|------|----|--------------|
|                 |                                    |              |      | Reg               | x1.5 | x2 |              |
| Brick Non Forem | Bricklayer Foreman Prevailing Wage | Supervisor   | 1.00 | 1.00              |      |    | \$115.77     |
| Brick Non-Union | Bricklayer Prevailing Wage         | Production   | 1.00 | 8.00              |      |    | \$872.60     |
| Laborer Non-Uni | Laborer Prevailing Wage            | Tender/Other | 1.00 | 8.00              |      |    | \$596.71     |

|                       | Base     | Fringe   | Burden   | Equipment | Total      |
|-----------------------|----------|----------|----------|-----------|------------|
| Cost per Crew Day     | \$998.38 | \$248.35 | \$338.35 |           | \$1,585.08 |
| Cost per Prod.Man Day | \$998.38 | \$248.35 | \$338.35 |           | \$1,585.08 |

| Man Hours per Crew Day | Supervisor | Layout | Sawman | Production | Tender / Other |
|------------------------|------------|--------|--------|------------|----------------|
|                        | 1.00       |        |        | 8.00       | 8.00           |

Production Masons 1.00  Checked if, the number of Production Masons was Overridden

### Crew 8 Scaffolding Crew- 2-L,1-O & 1 Lull

| ID              | Description                     | Category     | Qty  | - Hours per Day - |      |    | Cost per Day |
|-----------------|---------------------------------|--------------|------|-------------------|------|----|--------------|
|                 |                                 |              |      | Reg               | x1.5 | x2 |              |
| Laborer Non-Uni | Laborer Prevailing Wage         | Production   | 2.00 | 8.00              |      |    | \$1,193.43   |
| Forklif Non-Uni | Forklift Driver Prevailing Wage | Tender/Other | 1.00 | 8.00              |      |    | \$793.48     |
| Lull 1044       | Lull 1044                       | Equipment    | 1.00 |                   |      |    | \$150.00     |

|                       | Base       | Fringe   | Burden   | Equipment | Total      |
|-----------------------|------------|----------|----------|-----------|------------|
| Cost per Crew Day     | \$1,250.50 | \$312.62 | \$423.79 | \$150.00  | \$2,136.91 |
| Cost per Prod.Man Day | \$625.25   | \$156.31 | \$211.90 | \$75.00   | \$1,068.46 |

| Man Hours per Crew Day | Supervisor | Layout | Sawman | Production | Tender / Other |
|------------------------|------------|--------|--------|------------|----------------|
|                        |            |        |        | 16.00      | 8.00           |

Production Masons 2.00  Checked if, the number of Production Masons was Overridden

### Crew 9 Demolition Crew- 2-L

| ID              | Description             | Category   | Qty  | - Hours per Day - |      |    | Cost per Day |
|-----------------|-------------------------|------------|------|-------------------|------|----|--------------|
|                 |                         |            |      | Reg               | x1.5 | x2 |              |
| Laborer Non-Uni | Laborer Prevailing Wage | Production | 2.00 | 8.00              |      |    | \$1,193.43   |

|                       | Base     | Fringe   | Burden   | Equipment | Total      |
|-----------------------|----------|----------|----------|-----------|------------|
| Cost per Crew Day     | \$751.10 | \$187.78 | \$254.55 |           | \$1,193.43 |
| Cost per Prod.Man Day | \$375.55 | \$93.89  | \$127.27 |           | \$596.71   |

| Man Hours per Crew Day | Supervisor | Layout | Sawman | Production | Tender / Other |
|------------------------|------------|--------|--------|------------|----------------|
|                        |            |        |        | 16.00      |                |

Production Masons 2.00  Checked if, the number of Production Masons was Overridden

## Medium Elementary School- Prevailing Wage

Report Run  
1/22/2021

3:57 PM

Crews in Project

Page 4

### Crew A Mobilization Crew- 2-L

| ID              | Description             | Category   | Qty  | - Hours per Day - |      |    | Cost per Day |
|-----------------|-------------------------|------------|------|-------------------|------|----|--------------|
|                 |                         |            |      | Reg               | x1.5 | x2 |              |
| Laborer Non-Uni | Laborer Prevailing Wage | Production | 2.00 | 8.00              |      |    | \$1,193.43   |

|                       | Base     | Fringe   | Burden   | Equipment | Total      |
|-----------------------|----------|----------|----------|-----------|------------|
| Cost per Crew Day     | \$751.10 | \$187.78 | \$254.55 |           | \$1,193.43 |
| Cost per Prod.Man Day | \$375.55 | \$93.89  | \$127.27 |           | \$596.71   |

| Man Hours per Crew Day | Supervisor | Layout | Sawman | Production | Tender / Other |
|------------------------|------------|--------|--------|------------|----------------|
|                        |            |        |        | 16.00      |                |

Production Masons 2.00  Checked if, the number of Production Masons was Overridden

### Crew B Welding- 1-Welder

| ID              | Description            | Category   | Qty  | - Hours per Day - |      |    | Cost per Day |
|-----------------|------------------------|------------|------|-------------------|------|----|--------------|
|                 |                        |            |      | Reg               | x1.5 | x2 |              |
| Welder Prev. Wa | Welder Prevailing Wage | Production | 1.00 | 8.00              |      |    | \$791.76     |

|                       | Base     | Fringe   | Burden   | Equipment | Total    |
|-----------------------|----------|----------|----------|-----------|----------|
| Cost per Crew Day     | \$498.30 | \$124.58 | \$168.88 |           | \$791.76 |
| Cost per Prod.Man Day | \$498.30 | \$124.58 | \$168.88 |           | \$791.76 |

| Man Hours per Crew Day | Supervisor | Layout | Sawman | Production | Tender / Other |
|------------------------|------------|--------|--------|------------|----------------|
|                        |            |        |        | 8.00       |                |

Production Masons 1.00  Checked if, the number of Production Masons was Overridden

### Crew C Graffiti Control Crew- 2-Masons

| ID              | Description                | Category   | Qty  | - Hours per Day - |      |    | Cost per Day |
|-----------------|----------------------------|------------|------|-------------------|------|----|--------------|
|                 |                            |            |      | Reg               | x1.5 | x2 |              |
| Brick Non-Union | Bricklayer Prevailing Wage | Production | 2.00 | 8.00              |      |    | \$1,745.20   |

|                       | Base       | Fringe   | Burden   | Equipment | Total      |
|-----------------------|------------|----------|----------|-----------|------------|
| Cost per Crew Day     | \$1,098.37 | \$274.59 | \$372.24 |           | \$1,745.20 |
| Cost per Prod.Man Day | \$549.18   | \$137.30 | \$186.12 |           | \$872.60   |

| Man Hours per Crew Day | Supervisor | Layout | Sawman | Production | Tender / Other |
|------------------------|------------|--------|--------|------------|----------------|
|                        |            |        |        | 16.00      |                |

Production Masons 2.00  Checked if, the number of Production Masons was Overridden

### Crew D Lull Operator Suffolk Use 80 Hours

| ID              | Description                     | Category   | Qty  | - Hours per Day - |      |    | Cost per Day |
|-----------------|---------------------------------|------------|------|-------------------|------|----|--------------|
|                 |                                 |            |      | Reg               | x1.5 | x2 |              |
| Forklif Non-Uni | Forklift Driver Prevailing Wage | Production | 1.00 | 8.00              |      |    | \$793.48     |

|                       | Base     | Fringe   | Burden   | Equipment | Total    |
|-----------------------|----------|----------|----------|-----------|----------|
| Cost per Crew Day     | \$499.39 | \$124.85 | \$169.24 |           | \$793.48 |
| Cost per Prod.Man Day | \$499.39 | \$124.85 | \$169.24 |           | \$793.48 |

| Man Hours per Crew Day | Supervisor | Layout | Sawman | Production | Tender / Other |
|------------------------|------------|--------|--------|------------|----------------|
|                        |            |        |        | 8.00       |                |

Production Masons 1.00  Checked if, the number of Production Masons was Overridden

## Medium Elementary School- Prevailing Wage

Report Run  
1/22/2021

3:57 PM

Crews in Project

Page 5

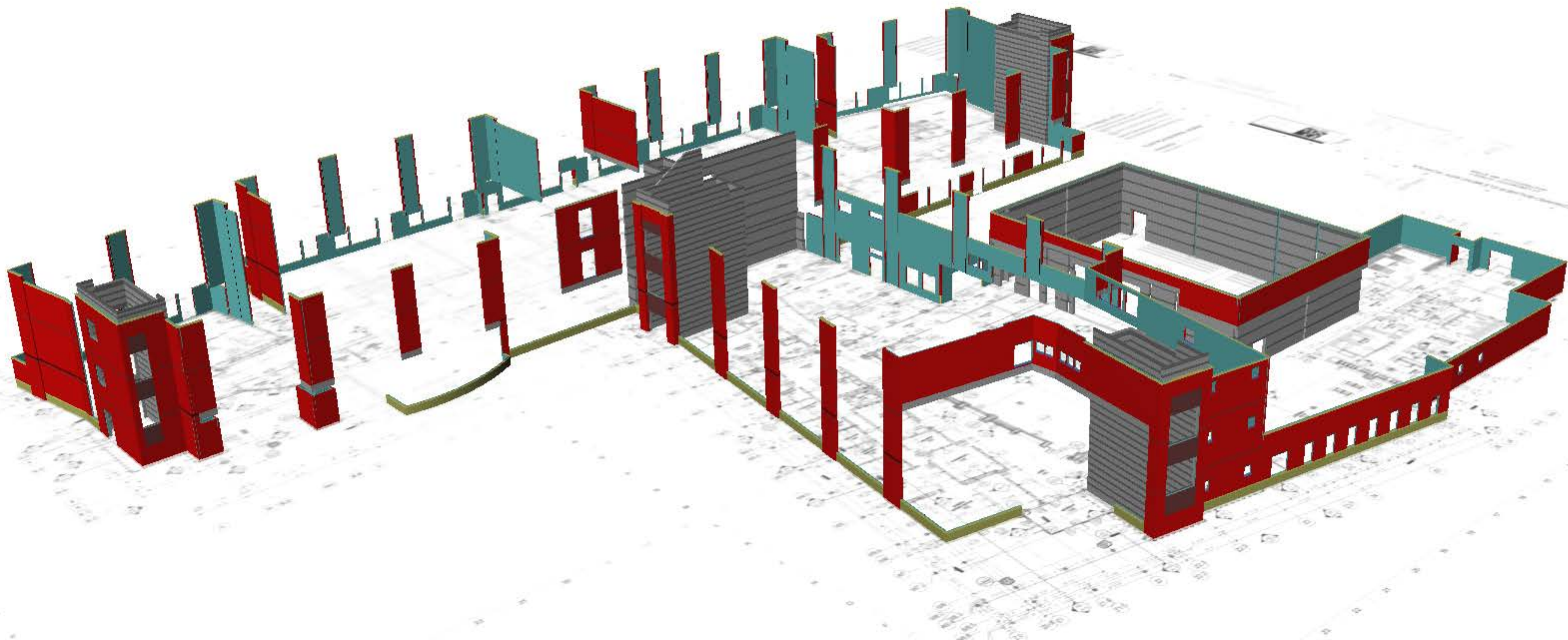
### Crew E Caulking Crew- 1-Mason

| ID              | Description                | Category   | Qty  | - Hours per Day - |      |    | Cost per Day |
|-----------------|----------------------------|------------|------|-------------------|------|----|--------------|
|                 |                            |            |      | Reg               | x1.5 | x2 |              |
| Brick Non-Union | Bricklayer Prevailing Wage | Production | 1.00 | 8.00              |      |    | \$872.60     |

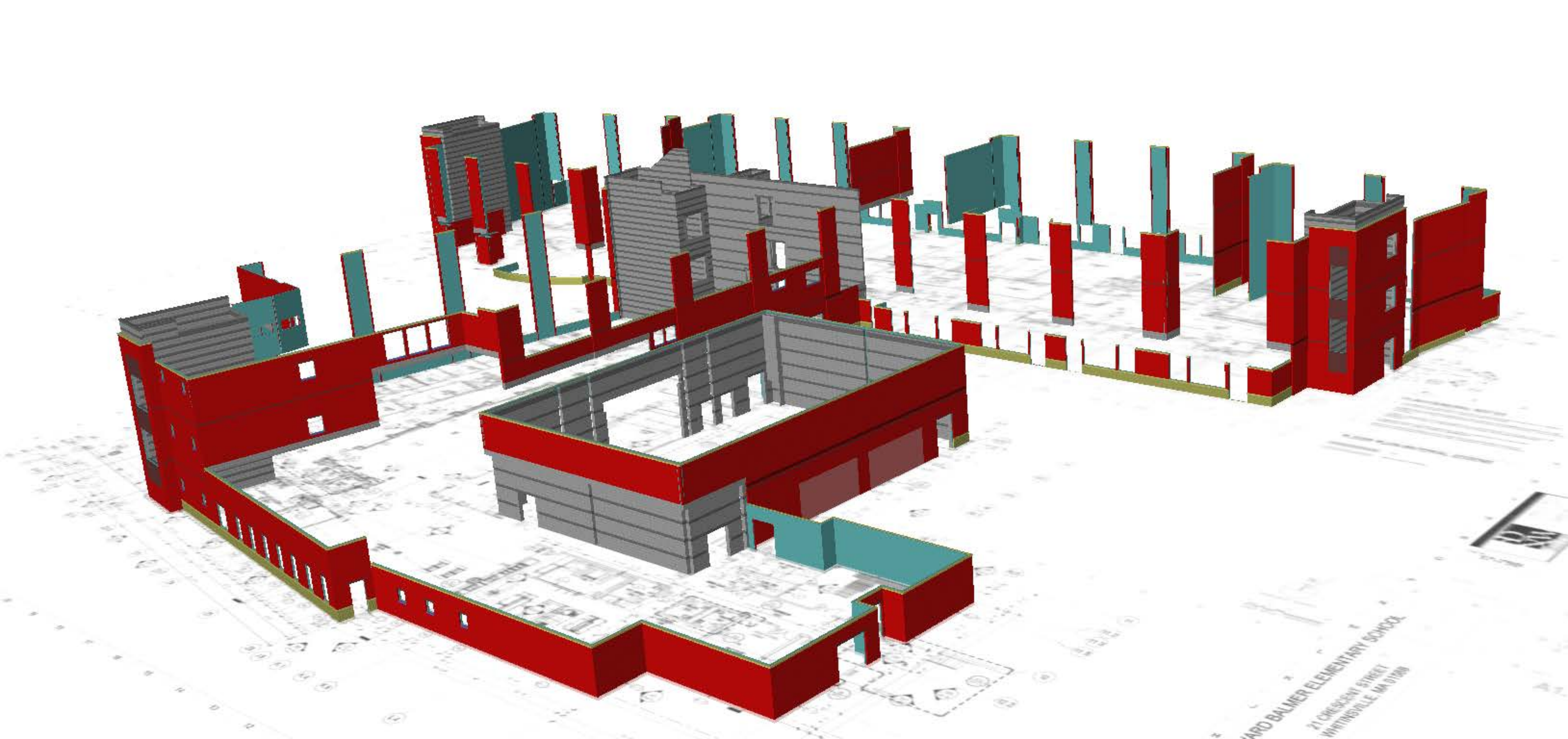
|                       | Base     | Fringe   | Burden   | Equipment | Total    |
|-----------------------|----------|----------|----------|-----------|----------|
| Cost per Crew Day     | \$549.18 | \$137.30 | \$186.12 |           | \$872.60 |
| Cost per Prod.Man Day | \$549.18 | \$137.30 | \$186.12 |           | \$872.60 |

| Man Hours per Crew Day | Supervisor | Layout | Sawman | Production | Tender / Other |
|------------------------|------------|--------|--------|------------|----------------|
|                        |            |        |        | 8.00       |                |

Production Masons 1.00  Checked if, the number of Production Masons was Overridden

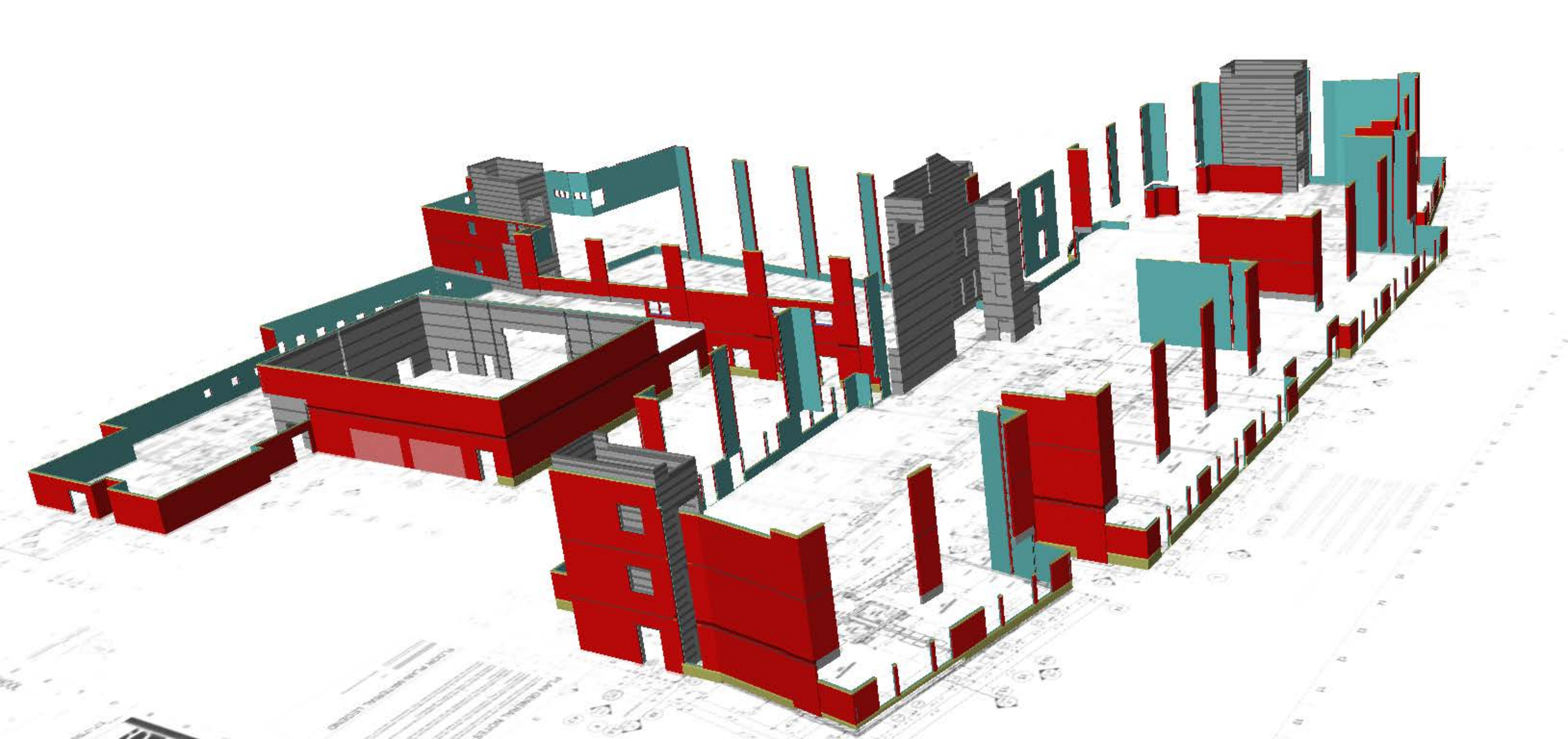






WARD BALMER ELEMENTARY SCHOOL  
21 CRESCENT STREET  
WHITINSVILLE, MA 01878





DESIGN: [unreadable]  
ARCHITECT: [unreadable]  
[unreadable]



